



Maharashtra Education Society, Pune's  
**MES Ayurved Mahavidyalaya**

NAAC Accredited

Ghanekhunt - Lote, Tal - Khed, Dist - Ratnagiri 415722

Ph. No: (02356) 661551, 661552, 661566

Email: mesayurved@mespune.in Website: ayurved.mespune.in



**ADVANCE TEACHING PLAN**  
(Theory: Lecture & Non Lecture)

Name of Department: Shalyatantra Department


Professional Year: 2026 - 27

Batch: III<sup>rd</sup> BAMS (2022-23)

Term: First

Month : June 2026

Date	Day	Time	Name of faculty	Name of Topic	No. of LH	No. of NLH	Teaching Method	CO	PO
02/06/2026	Tuesday	04.00 - 05.00	Dr.Pawar	Describe Nirukti, Pradhanyata, Guna, Dosha, Karma, Prakara of Kshara Explain Arhata, Anarhata, Pradhan karma, Upadrava, and Chikitsa of Ksharkarma	01		L,L&PPT	CO1, CO2, CO5	PO1,PO2 PO3,PO4
03/06/2026	Wednesday	03.00 - 04.00	Dr.Neha	Describe Raktamokshana Mahatva and Prakara of Siravedha	01		L&PPT ,L	CO1, CO2, CO4	PO1,PO2 PO4,PO5 PO6,PO7 PO8,PO9
05/06/2026	Friday	02.00 - 03.00	Dr.Akshay	15 Describe Rakta Mahatwa, and Rakta as chaturta dosa	01		L_VC, P ER,L&PPT ,L	CO1, CO2, CO4	PO1,PO2 PO4,PO5 PO6,PO7 PO8,PO9
09/06/2026	Tuesday	04.00 - 05.00	Dr.Shetye	Describe the clinical application of Ksharasutra, Kshara Pratisaran, Ksharataila, Ksharavarti, and Ksharodaka in different surgical conditions.	01		L,L_VC ,L&PPT	CO1, CO2	PO1,PO2 PO4,
10/06/2026	Wednesday	03.00 - 04.00	Dr.Neha	Explain Pracchanna, Shringa, Alabu procedure, Yogya, Ayogya, Upadrava and Chikitsa.	01		L&PPT ,L	CO1, CO2, CO4	PO1,PO2 PO4,PO5 PO6,PO7 PO8,PO9
12/06/2026	Friday	02.00 - 03.00	Dr.Akshay	14 Explain Raktasrava , Prakara and Lakshana. along with Haemorrhage and its management	01		L,L&PPT ,L_V C,PER	CO1, CO2, CO4	PO1,PO2 PO4,PO5 PO6,PO7 PO8,PO9
16/06/2026	Tuesday	04.00 - 05.00	Dr.Shetye	Appraise and demonstrate Kshar and Ksharsutra preparation along with its application in Ayurveda	01		TUT, L&PPT EBL,D IS	CO1, CO2, CO7	PO1,PO2 PO4,PO3 PO7,PO9





Maharashtra Education Society, Pune's  
**MES Ayurved Mahavidyalaya**  
NAAC Accredited

Ghanekhunt - Lote, Tal - Khed, Dist - Ratnagiri 415722  
Ph. No: (02356) 661551, 661552, 661566  
Email: [mesayurved@mespune.in](mailto:mesayurved@mespune.in) Website: [ayurved.mespune.in](http://ayurved.mespune.in)



17/06/2026	Wednesday	03.00 - 04.00	Dr.Neha	Explain Jaloukavacharana - Yogya, Ayogya, Procedure, Upadrava and Chikitsa.	01	L&PPT ,L	CO1, CO2, CO4	PO1,PO2 PO4,PO5 PO6,PO7 PO8,PO9
19/06/2026	Friday	02.00 - 03.00	Dr.Akshay	14Formulate comprehensive haemostasis management by evaluating bleeding and thrombotic disorders, determining intervention urgency, assessing treatment response, and optimizing long-term care strategies	01	PT,D	CO1, CO2, CO4	PO1,PO2 PO4,PO5 PO6,PO7 PO8,PO9
23/06/2026	Tuesday	04.00 - 05.00	Dr.Shetye	Describe the proper handling and care of a patient undergoing Kshrasutra therapy and the importance of sterile techniques during Kshrasutra changing.	01	L_VC,S IM,TUT ,D	CO1, CO2, CO4, CO7	PO1,PO2 PO4,PO5 PO6,PO7 PO8,PO9
24/06/2026	Wednesday	03.00 - 04.00	Dr.Neha	17.2 Describe Diagnostic imaging techniques, viz. Chhaya Vikiran (X ray), Avayava Pariksha (Ultrasonography, CAT Scan, MRI) Principles, Method, Indications and Contraindications.	01	X-Ray, L&PPT ,L_VC, L	CO1, CO3, CO4, CO5, CO6, CO7	PO1,PO2 PO4,PO5 PO6,PO7 PO8,PO9
30/06/2026	Tuesday	04.00 - 05.00	Dr.Shetye	16Describe Antibiotics- Classification ,Dose, Indications & Contraindications	01	L_VC,L	CO1, CO3, CO4, CO6, CO7	PO1,PO2 PO4,PO5 PO6,PO7 PO8,PO9

*G.S. Parase*  
HOD

Department of Shalyatantra  
Department of Shalyatantra  
MES Ayurved Mahavidyalaya  
Ghanekhunt, Lote

*[Signature]*

Chairman/Secretary  
Academic Committee  
MES Ayurved Mahavidyalaya



Maharashtra Education Society, Pune's  
**MES Ayurved Mahavidyalaya**  
NAAC Accredited  
Ghanekhunt - Lote, Tal - Khed, Dist - Ratnagiri 415722  
Ph. No: (02356) 661551, 661552, 661566  
Email: [mesayurved@mespune.in](mailto:mesayurved@mespune.in) Website: [ayurved.mespune.in](http://ayurved.mespune.in)



**ADVANCE TEACHING PLAN (Practical)**

Name of Department: **Shalyatantra Department**

Professional Year: **2025 -26**

Batch :**III<sup>rd</sup> BAMS (2022-23)**

Term : **First**

Month : **June 2026**

Date	Day	Time	Name of Practical	Name of faculty
02/06/2026	Tuesday	10.00-12.00	7.3 Demonstrate the practical skills necessary to perform the insertion of Ryle's tube, ensuring proficiency and patient safety. Periodic Assessment-02	Dr.Vaibhavi
04/06/2026	Thursday		9.1 Appraise the concepts and indications of Ksharodaka, Kshartaila, Ksharvarti, and Ksharpichu, including their preparation methods, uses, dosages, and application techniques.	Dr.Borase
09/06/2026	Tuesday		7.4 Explain indications for surgical drain insertion along with the proper technique for surgical drain insertion. Describe post operative care for surgical drains.	Dr.Vaibhavi
11/06/2026	Thursday		9.2 Elaborate on the concept and technique of Kshar Karma in Anorectal disorders.	Dr.Borase
16/06/2026	Tuesday		10.2 Discuss practical skills in performing Agnikarma for the management of surgical diseases such as Arsha (Hemorrhoids) and Charmakeel (warts).	Dr.Vaibhavi
18/06/2026	Thursday		11.1 Describe siravedha (venesection) with its indications, techniques, and therapeutic benefits for disease-modifying management of conditions such as Gridhrasi (sciatica) and Uttan Vatarakta (acute gout).	Dr.Borase
23/06/2026	Tuesday		11.2 Explain the Alabu (cupping) procedure along with its indications, techniques, and therapeutic benefits for disease-modifying management of conditions such as Kati-graha (lower back stiffness) and Manya-graha (neck stiffness).	Dr.Vaibhavi
25/06/2026	Thursday		11.3 Discuss Jaloukavacharana (Leech therapy) along with its indications, techniques, and therapeutic benefits for disease modifying management of conditions like Vidhradi (abscess) and Kushta (skin disorders).	Dr.Borase
30/06/2026	Tuesday		12.1 Demonstrate modern techniques of bandaging for different types of wounds and injuries. Enhance participants' confidence and proficiency in basic surgical and bandaging skills through hands-on training.	Dr.Vaibhavi

*T.S. Borase*  
H. HOD.

Department of Shalyatantra  
MES Ayurved Mahavidyalaya  
Ghanekhunt, Lote

*[Signature]*  
Chairman / Secretary  
Academic Committee  
MES Ayurved Mahavidyalaya



Maharashtra Education Society, Pune's  
**MES Ayurved Mahavidyalaya**  
NAAC Accredited

Ghanekhunt - Lote, Tal - Khed, Dist - Ratnagiri 415722  
Ph. No: (02356) 661551, 661552, 661566  
Email: mesayurved@mespune.in Website: ayurved.mespune.in



**ADVANCE TEACHING PLAN**  
(Theory: Lecture & Non Lecture)

Name of Department: Shalyatantra Department

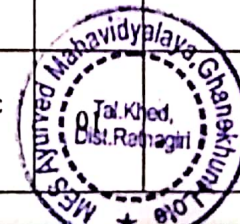
Professional Year: 2025 - 26

Batch: III<sup>rd</sup> BAMS (2021-22)

Term: Third

Month : June 2026

Date	Day	Time	Name of faculty	Name of Topic	No. of LH	No. of NLH	Teaching Method	CO	PO
02/06/2026	Tuesday	02.00-03.00	Dr.Pawar	44Describe Cysts of Pancreas & Pseudocyst of Pancreas & its Management.	01		L,L_VC ,L&PPT	CO1, CO2, CO4	PO1,PO2,PO4, PO5,PO6,PO7, PO8,P O9
03/06/2026	Wednesday	12.00-01.00	Dr.Neha	47.2 Hematuria , AnuriaElaborate on the underlying Pathophysiology, Clinical Features, Physical Examination, Management, and Complications of Haematuria and Anuria.		01	L,L&PP T	CO1, CO4, CO5	PO1,PO2,PO4, PO5,PO6,PO7, PO8,P O9
04/06/2026	Thursday	03.00-04.00	Dr.Vaibhavi	40 Enumerate Nidan, Prakara, Samprapti, Laxana and Chikitsa of Arshas	01		L&PPT ,L	CO1, CO2, CO3, CO4, CO6	PO1,PO2,PO4, PO5,PO6,PO7, PO8,P O9
09/06/2026	Tuesday	02.00-03.00	Dr.Borase	46Define the Aetiopathogenesis, Classification, Clinical Features & Management of Hydronephrosis.	01		PL,LRI, L,L&PP T	CO1, CO3, CO5	PO1,PO2,PO5, PO6,PO7,PO8, PO9
10/06/2026	Wednesday	12.00-01.00	Dr.Shetye	51 Define Aetiopathogenesis, Classification, Clinical features, Diagnosis, Complications, and Management of Congenital anomalies of Penis, Niruddhprakash (Phimosis).	01		L,L&PP T	CO1, CO3	PO1,PO2, PO8
11/06/2026	Thursday	03.00-04.00	Dr.Vaibhavi	40 Describe Aetiopathogenesis, Classification, Clinical Features, Examinations, Investigations & Diagnosis, Complications and Management of Fissure-in-Ano.		01	L&PPT ,PER,L &GD,C D,D	CO1, CO2, CO3, CO7	PO1,PO2,PO4, PO5,PO6,PO7, PO8,P O9
16/06/2026	Tuesday	02.00-03.00	Dr.Borase	46Define the Aetiopathogenesis, Classification, Clinical Features & Management of Non-Specific Infection of the Kidneys- Acute & Chronic Pyelonephritis.			L,L&G D,L_VC ,L&PPT	CO1, CO3, CO5	PO1,PO2,PO5, PO6,PO7,PO8, PO9





Maharashtra Education Society, Pune's  
**MES Ayurved Mahavidyalaya**  
NAAC Accredited

Ghanekhunt - Lote, Tal - Khed, Dist - Ratnagiri 415722  
Ph. No: (02356) 661551, 661552, 661566

Email: [mesayurved@mespune.in](mailto:mesayurved@mespune.in) Website: [ayurved.mespune.in](http://ayurved.mespune.in)



17/06/2026	Wednesday	12.00-01.00	Dr.Shetye	51 Define Aetiopathogenesis, Classification, Clinical Features, Diagnosis, Complications, and Management of Parivartika (Paraphimosis), Avapatika (Abnormal retraction / Tear of the prepuce).	01	L,L&PP T	CO1, CO2, CO4	PO1,PO2,PO4, PO5,PO6,PO7, PO8,PO9
18/06/2026	Thursday	03.00-04.00	Dr.Vaibhavi	40Describe Etiopathogenesis, Classification, Clinical Features, Investigations, Diagnosis, Complications and management of Carcinoma of Rectum And Anal canal	01	L&GD, L,L&PP T	CO1, CO3, CO6	PO1,PO2, PO3,PO7, PO8,PO9
23/06/2026	Tuesday	02.00-03.00	Dr.Borase	46 Describe the Perinephric Abscess & Renal Abscess.	01	L_VC,L &PPT, L,L&G D,CD	CO1, CO3, CO5	PO1,PO2,PO5, PO6,PO7,PO8, PO9
24/06/2026	Wednesday	12.00-01.00	Dr.Shetye	51 Define Aetiopathogenesis, Classification, Clinical Features, Diagnosis, Complications and Management of Hypospadias & Epispadias.	01	L&PPT, BL,PE R,L,CD	CO1, CO2, CO4	PO1,PO2,PO4, PO5,PO6,PO7, PO8,P O9
25/06/2026	Thursday	03.00-04.00	Dr.Vaibhavi	40Describe Aetiopathogenesis, Classification, Clinical Features, Examinations, Investigations & Diagnosis, Complications and Management of Pilonidal Sinus, Proctitis, Pruritis Ani & Injuries of Anorectal region	01	L&PPT, SIM,TUT,C B L,L_VC	CO1, CO2, CO4	PO1,PO2,PO4, PO5,PO6,PO7, PO8,P O9
30/06/2026	Tuesday	02.00-03.00	Dr.Borase	46 Define Aetiopathogenesis, Types, Clinical Features, Investigations, Complications & Management of Vrikkashmari (Renal Calculus).	01	L&PPT, L,L_V C,L&G D	CO1, CO3, CO5	PO1,PO2,PO5, PO6,PO7,PO8, PO9

*T.S. Borase*  
HOD

Department of Shalyatantra  
Department of Shalyatantra  
MES Ayurved Mahavidyalaya  
Ghanekhunt, Lote

*T.S. Borase*  
Chairman/Secretary  
Academic committee  
Chairman / Secretary  
Academic Committee  
MES Ayurved Mahavidyalaya



Maharashtra Education Society, Pune's  
**MES Ayurved Mahavidyalaya**  
NAAC Accredited  
Ghanekhunt - Lote, Tal - Khed, Dist - Ratnagiri 415722  
Ph. No: (02356) 661551, 661552, 661566  
Email: mesayurved@mespune.in Website: ayurved.mespune.in



**ADVANCE TEACHING PLAN (Practical)**

**Name of Department: Shalyatantra Department**


**Professional Year: 2025 -26**


**Batch :III<sup>rd</sup> BAMS (2021-22)**

**Term :Third**

**Month : June 2026**

Date	Day	Time	Name of Practical	Name of faculty
01/06/2026	Monday	10.00-12.00	42 Explain the Aetiology, Clinical features, Diagnosis, and Management of Hepatomegaly and Carcinoma of the Liver. Demonstrate the skills to learn the Surgical Anatomy of the Liver and conduct a thorough examination, Diagnosis, and Management of Acute Liver Injuries	Dr.Neha
03/06/2026	Wednesday		44 Agnyashaya Vikara (Diseases of Pancreas)	Dr.Pawar
08/06/2026	Monday		47 Analyze the anatomy, physiology, and histology of the urinary bladder while evaluating congenital anomalies, diagnostic methods, and management strategies. Define the Aetiopathogenesis, Classification, Clinical Features & Management of Cystitis.	Dr.Neha
10/06/2026	Wednesday		53 Define Aetiopathogenesis, Classification, Clinical Features, Diagnosis, Complications, and Management of Mutravridhi (Hydrocele)	Dr.Pawar
15/06/2026	Monday		47 Define the Aetiopathogenesis, Classification, Clinical Features & Management of Vesicular Calculus. Define Aetiopathogenesis, Classification, Clinical features, Diagnosis, Complications and Management of Urinary Bladder Dysfunction (Neurogenic bladder) and Carcinoma of Urinary Bladder.	Dr.Neha
17/06/2026	Wednesday		54 Enumerate Surgical Anatomy of Inguinal Canal and Aetiopathology and Classification of Hernia	Dr.Pawar
22/06/2026	Monday		48.1 Demonstrate the Uttarabasti procedure step-by-step and its therapeutic benefits, indications and contraindications, and post procedure care.	Dr.Neha
24/06/2026	Wednesday		54 Explain Aetiopathogenesis, Classification, Clinical Features, Diagnosis of Hernia (AntraVridhi) (Inguinal Hernia -Direct & Indirect, Enterocele, Omentocele).	Dr.Pawar
29/06/2026	Monday		47.2 Identify Aetiopathology, signs and symptoms, and Examination of Urinary System Disorders. P. A. 08	Dr.Neha

  
H. O. D.  
Department of Shalyatantra  
Department of Shalyatantra  
Ghanekhunt, Lote

  
Chairman/Secretary  
Academic Committee  
MES Ayurved Mahavidyalaya